

o/c

Ref No.: EW/Sec/2014/297

October 20, 2014

National Stock Exchange of India Limited
Exchange Plaza,
Bandra Kurla Complex,
Bandra (E),
Mumbai – 400 051.

Dear Sir,

Ref.:- Symbol - EDELWEISS

Sub.: Shareholding pattern as per Clause 35 of the Listing Agreement for the quarter ended September 30, 2014


Pursuant to Clause 35 of the Listing Agreement, the Shareholding Pattern of the Company for the quarter ended September 30, 2014 is enclosed.


You are requested to take the above on record.

Thanking you,

For Edelweiss Financial Services Limited


B. Renganathan
Executive Vice President & Company Secretary

 Encl : as above



(I)(a) Statement showing Shareholding Pattern.

Name of the Company: Edelweiss Financial Services Limited			
Scrip Code, Name of the scrip. class of security: BSE - 532922, NSE - EDELWEISS, Edelweiss Financial Services Limited, Equity Shares			
Quarter ended: September 30, 2014			
Partly paid-up shares:-	No. of partly paid-up shares	As a % of total no. of partly paid-up shares	As a % of total no. of shares of the company
Held by promoter/promoter group		N.A.	N.A.
Held by public		N.A.	N.A.
Total	N.A.	N.A.	N.A.
Outstanding convertible securities:-	No. of outstanding securities	As a % of total no. of outstanding convertible securities	As a % of total no. of shares of the company, assuming full conversion of the convertible securities
Held by promoter/promoter group		N.A.	N.A.
Held by public		N.A.	N.A.
Total	N.A.	N.A.	N.A.
Warrants:-	No. of warrants	As a % of total no. of warrants	As a % of total no. of shares of the company, assuming full conversion of warrants
Held by promoter/promoter group		N.A.	N.A.
Held by public		N.A.	N.A.
Total	N.A.	N.A.	N.A.
Total paid-up capital of the company, assuming full conversion of warrants and convertible securities	777,620,488		100

SHAREHOLDING PATTERN OF EDELWEISS FINANCIAL SERVICES LIMITED FOR QUARTER ENDED SEPTEMBER 30, 2014

(I)(a) Statement showing Shareholding Pattern
 Name of the Company : Edelweiss Financial Services Limited
 Scrip Code, Name of the scrip, class of security: BSE - 532922, NSE - EDELWEISS, Edelweiss Financial Services Limited, Equity Shares
 Quarter ended: September 30, 2014


Category code	Category of shareholder	Number of shareholders	Total number of shares	Number of shares held dematerialised form	Total shareholding as a percentage of total number of shares		Shares Pledged or otherwise encumbered	
					As a percentage of (A+B)	As a percentage of (A+B+C)	Number of shares	As a percentage of (VIII)/(IV)*100
(I)	(II)	(III)	(IV)	(V)	(VI)	(VII)	(VIII)	(IX) = (VIII)/(IV)*100
(A)	Shareholding of Promoter and Promoter Group							
1	Indian							
(a)	Individuals/ Hindu Undivided Family	8	242,765,690	242,765,690	31.22	31.22	27,683,000	11.40
(b)	Central Government/ State Government(s)							
(c)	Bodies Corporate	1	41,950,000	41,950,000	5.39	5.39	NII	NII
(d)	Financial Institutions/Banks							
(e)	Any Other (specify)							
	Sub-Total (A)(1)	9	284,715,690	284,715,690	36.61	36.61	27,683,000	9.72
2	Foreign							
(a)	Individuals (Non-Resident Individuals/Foreign Individuals)	1	1,000,000	1,000,000	0.13	0.13	NII	NII
(b)	Bodies Corporate							
(c)	Institutions							
(d)	Qualified Foreign Investors							
(e)	Any Other (specify)							
	Sub-Total (A)(2)	1	1,000,000	1,000,000	0.13	0.13	NII	NII
	Total Shareholding of Promoter and Promoter Group (A) = (A)(1)+(A)(2)	10	285,715,690	285,715,690	36.74	36.74	27,683,000	9.69
(B)	Public shareholding							
1	Institutions							
(a)	Mutual Funds/UTI	10	11,577,640	11,577,640	1.49	1.49		
(b)	Financial Institutions/Banks	5	113,910	113,910	0.01	0.01		
(c)	Central Government/ State Government(s)							
(d)	Venture Capital Funds							
(e)	Insurance Companies							
(f)	Foreign Institutional Investors	42	175,829,728	175,829,728	22.61	22.61		
(g)	Foreign Venture Capital Investors							
(h)	Qualified Foreign Investors	1	200,000	200,000	0.03	0.03		
(e)	Any Other (specify)							
	Sub-Total (B)(1)	58	187,721,278	187,721,278	24.14	24.14	N.A.	N.A.



(i)(b) Statement showing holding of securities (including shares, warrants, convertible securities) of persons belonging to the category "Promoter and Promoter Group."


Sr. No. (i)	Name of Shareholder (ii)	Details of shares held		Encumbered shares			Details of Warrant			Details of convertible securities		Total shares (including under lying shares assuming full conversion of warrants and convertible securities) as a % of diluted share capital (XII)
		No. of shares held (iii)	As a % of grand total (A)+(B)+(C) (iv)	No. (v)	As a percentage (vi) = (v)/(iii)*100	As a % of grand total (A)+(B)+(C) of sub-clause (i)(a) (vii)	Number of warrants (viii)	As a % total number of warrants of the same class (ix)	Number of convertible securities held (x)	As a % total number of convertible securities of the same class (xi)		
1	Rashesh Chandrakant Shah	134,301,730	17.27	-	-	-	-	-	-	-	-	-
2	Venkat Ramaswamy	53,026,560	6.82	4,500,000	8.49	0.58	-	-	-	-	-	-
3	Spire Investment Advisors LLP	41,950,000	5.39	-	-	-	-	-	-	-	-	-
4	Vidya Rashesh Shah	29,361,200	3.78	23,183,000	78.96	2.98	-	-	-	-	-	-
5	Kaavya Arakoni Venkat	12,000,000	1.54	-	-	-	-	-	-	-	-	-
6	Aparna T. C.	12,000,000	1.54	-	-	-	-	-	-	-	-	-
7	Sheha Sripad Desai	1,025,000	0.13	-	-	-	-	-	-	-	-	-
8	Shilpa Urvesh Mody	1,001,200	0.13	-	-	-	-	-	-	-	-	-
9	Sajal Prenal Parakh	1,000,000	0.13	-	-	-	-	-	-	-	-	-
10	Arakoni Venkatesham Ramaswamy	50,000	0.01	-	-	-	-	-	-	-	-	-
	Total	285,715,690	38.74	27,683,000	9.69	3.56	-	-	-	-	-	-

Note: Folios of the Promoter & Promoter Group with common PAN have been consolidated as per SEBI directions issued to the Registrars.



(l)(c)(i) Statement showing holding of securities (including shares, warrants, convertible securities) of persons belonging to the category "Public", and holding more than 1% of the total number of shares

Sr. No.	Name of Shareholder	Number of shares held	Shares as a percentage of total number of shares (i.e., Grand Total (A)+(B)+(C) indicated in Statement at para (i)(a) above)	Details of warrants		Details of convertible securities		Total shares (including underlying shares assuming full conversion of warrants and convertible securities) as a % of diluted share capital
				Number of warrants held	As a % total number of warrants of the same class	Number of convertible securities held	% w.r.t total convertible securities of the same class	
1	FIRST CARLYLE VENTURES MAURITIUS	68,046,557	8.75	-	-	-	-	-
2	CALADIUM INVESTMENT PTE LIMITED	62,274,300	8.01	-	-	-	-	-
3	Raahesh Chandrakant Sheik & Venkat Ramaswamy (Jointly as Trustees of Edelweiss Employee Welfare Trust)	37,565,270	4.83	-	-	-	-	-
4	PRIVATBANK (HAG ZURICH AG)	31,707,830	4.08	-	-	-	-	-
5	SAIF ADVISORS MAURITIUS LIMITED A/C	25,653,505	3.30	-	-	-	-	-
6	SAIF INDIA IV FII HOLDINGS LIMITED	14,222,889	1.83	-	-	-	-	-
7	FIL INVESTMENTS(MAURITIUS) LTD	14,043,180	1.81	-	-	-	-	-
8	BIH,SA	13,406,220	1.72	-	-	-	-	-
9	NARESH LAKSHMANSINGH KOTHARI	11,900,000	1.53	-	-	-	-	-
10	AMANSA CAPITAL PTE LIMITED A/C	10,775,142	1.39	-	-	-	-	-
11	PRIYA KUBCHANDANI	10,481,380	1.35	-	-	-	-	-
12	RUJAN HARCHAND PANJWANI	10,000,000	1.28	-	-	-	-	-
13	JHUNJUNWALA RAKESH RADHESHYAM	8,878,710	1.14	-	-	-	-	-
14	SHRIRAM VENKITESWARAN IYER	7,924,180	1.02	-	-	-	-	-
14	NAVTEJ S. NANDRA	326,871,163	42.03	-	-	-	-	-
	Total							




(1)(c) (ii) Statement showing holding of securities (including shares, warrants, convertible securities) of persons (together with PAC) belonging to the category "Public" and holding more than 5% of the total number of shares of the company

Sr. No.	Name(s) of the shareholder(s) and the Persons Acting in Concert (PAC) with them	Number of shares	Shares as a percentage of total number of shares (i.e., Grand Total (A)+(B)+(C) indicated in Statement at para (i)(a) above)	Details of warrants		Details of convertible securities		Total shares (including underlying shares assuming full conversion of warrants and convertible securities) as a % of diluted share capital
				Number of warrants held	As a % total number of warrants of the same class	Number of convertible securities held	% w.r.t total number of convertible securities of the same class	
1	FIRST CARLYLE VENTURES MAURITIUS	88,048,557	8.75	-	-	-	-	-
2	CALADIUM INVESTMENT PTE LIMITED	62,274,300	6.01	-	-	-	-	-
3	PRIVATBANK IHAG ZURICH AG	31,707,890	4.08	-	-	-	-	-
4	BIH-SA	14,043,180	1.81	-	-	-	-	-
	Total	176,073,867	22.64					

(1)(d) Statement showing details of locked-in shares

Sr. No.	Name of Shareholder	Number of locked in shares	Locked-in Shares as a percentage of total number of shares (i.e., Grand Total (A)+(B)+(C) indicated in statement at para (i)(a) above)	Promoter/ Promoter Group/ Public
		-	-	-
	TOTAL			



(III) (a) Statement showing details of Depository Receipts (DRs)

Sr. No.	Type of outstanding DR (ADRs, GDRs, SDRs, etc.)	Number of outstanding shares	Number of Shares underlying outstanding DRs as a percentage of total number of shares (i.e., Grand Total (A)+(B)+(C) indicated in statement at para (I) (a) above)
1			
	Total		

(III) (b) Statement showing holding of Depository Receipts (DRs), where underlying shares held by 'promoter/promoter group' are in excess of 1% of the total number of shares

Sr. No.	Name of DR Holder	Type of outstanding DR (ADRs, GDRs, SDRs, etc.)	Number of Shares underlying outstanding DRs as a percentage of total number of shares (i.e., Grand Total (A)+(B)+(C) indicated in statement at para (I) (a) above)
1	-		
2	-		
	Total		

