

Ref No.: EW/Sec/2016/15

April 20, 2016

BSE Limited
P J Towers, Dalal Street,
Fort, Mumbai – 400 001.

Dear Sir,

Ref.:- Scrip Code:- 532922


Sub.: Shareholding Pattern under Regulation 31 of SEBI (Listing Obligations and Disclosure Requirements) Regulations, 2015 for the quarter ended March 31, 2016


Pursuant to Regulation 31 of SEBI (Listing Obligations and Disclosure Requirements) Regulations, 2015, the Shareholding Pattern of the Company for the quarter ended March 31, 2016 is enclosed.

You are requested to take the above on record.

Thanking you,

For Edelweiss Financial Services Limited


B. Renganathan
Executive Vice President & Company Secretary

 Encl : as above

Shareholding Pattern under Regulation 31 of SEBI (Listing Obligations and Disclosure Requirements) Regulations, 2015

1	Name of Listed Entity: Edelweiss Financial Services Limited
2	Scrip Code/Name of Scrip/Class of Security: BSE - 532922, NSE - EDELWEISS, Edelweiss Financial Services Limited, Equity Shares
3	Share Holding Pattern Filed under: Reg. 31(1)(a)/Reg. 31(1)(b)/Reg.31(1)(c)
	a. If under 31(1)(b) then indicate the report for Quarter ending March 31, 2016
	b. If under 31(1)(c) then indicate date of allotment/extinguishment
4	Declaration: The Listed entity is required to submit the following declaration to the extent of submission of information:-


Particulars	Yes*	No*
1 Whether the Listed Entity has issued any partly paid up shares?		No
2 Whether the Listed Entity has issued any Convertible Securities or Warrants?		No
3 Whether the Listed Entity has any shares against which depository receipts are issued?		No
4 Whether the Listed Entity has any shares in locked-in?		No
5 Whether any shares held by promoters are pledge or otherwise encumbered?	Yes	

* If the Listed Entity selects the option 'No' for the questions above, the columns for the partly paid up shares, Outstanding Convertible Securities/Warrants, depository receipts, locked-in shares, No of shares pledged or otherwise encumbered by promoters, as applicable, shall not be displayed at the time of dissemination on the Stock Exchange website. Also wherever there is 'No' declared by Listed Entity in above table the values will be considered as 'Zero' by default on submission of the format of holding of specified securities.



Edelweiss Financial Services Limited
Table I - Summary Statement holding of specified securities

Category	Category of shareholder	Number of shareholders	No. of fully paid up equity shares held	No. of Partly paid-up equity shares held	No. of shares underlying Depository Receipts	Total nos. shares held	Shareholding as a % of total no. of shares (calculated as per SCRR, 1957)	Number of Voting Rights held in each class of securities			No. of Shares Underlying Outstanding convertible securities (including share warrants)	Shareholding as a % assuming full conversion of convertible securities as a percentage of diluted share capital	Number of Shares pledged or otherwise encumbered		Number of equity shares held in dematerialised form	
								No of Voting Rights		Total of (A+B+C)			No. (a)	As a % of total Shares held(b)		
								Class eg: Equity Shares	Class eg: y Shares							No. (a)
(i)	(ii)	(iii)	(iv)	(v)	(vi)	(vii) = (iv)+(v)+(vi)	(viii) As a % of (A+B+CZ)	(ix)			(x)	(xi) = (vii)+(x) As a % of (A+B+CZ)	(xii)	(xiii)	(xiv)	
(A)	Promoter & Promoter Group	10	307,385,690	-	-	307,385,690	37.7607%	307,385,690	-	37.7607%	-	37.7607%	-	147,683,000	48.0449%	307,385,690
(B)	Public	122,557	461,754,160	-	-	461,754,160	56.7240%	461,754,160	-	56.7240%	-	56.7240%	-	-	-	460,969,990
(C)	Non Promoter - Non Public	2	44,896,780	-	-	44,896,780	5.5153%	44,896,780	-	5.5153%	-	5.5153%	-	-	-	44,896,780
(C1)	Shares Underlying DRs	-	-	-	-	-	-	-	-	-	-	-	-	-	-	-
(C2)	Shares Held By Employee Trust	2	44,896,780	-	-	44,896,780	5.5153%	44,896,780	-	5.5153%	-	5.5153%	-	-	-	-
	Total	122,569	814,036,630	-	-	814,036,630	100.0000%	814,036,630	-	100.0000%	-	100.0000%	-	147,683,000	18.1421%	813,352,460




Edelweiss Financial Services Limited
Table II - Statement showing shareholding pattern of the Promoter and Promoter Group

Category	Category & Name of the shareholders	PAN	(i)	(ii)	(iii)	(iv)	(v)	(vi)	(vii) = (v) + (vi) + (vii)	(viii) As a % of (A+B+C2)	(ix)			(x)	(xi)	(xii)	(xiii)	Number of equity shares held in dematerialised form
											No. of shareholders	No. of fully paid up equity shares held	No. of Partly paid-up equity shares held					
1	Indian Individuals / Hindu Undivided Family																	
(a)	Bhatkhande Chandra Kant Shah	AAGPS5933G	264,435,690	-	-	-	-	-	264,435,690	32.4845%	-	-	-	-	-	-	-	264,435,690
	Vishal Rameshchandra Shah	AADPR1740H	145,301,730	-	-	-	-	-	145,301,730	17.8485%	-	-	-	-	-	-	-	145,301,730
	Vijay Rameshchandra Shah	ADEFS3937M	59,076,550	-	-	-	-	-	59,076,550	7.1282%	-	-	-	-	-	-	-	59,076,550
	Aravind V C	AOPUC2507C	39,081,200	-	-	-	-	-	39,081,200	4.8084%	-	-	-	-	-	-	-	39,081,200
	Kiran Kant Venkatesh	AOPFA266M	12,000,000	-	-	-	-	-	12,000,000	1.4741%	-	-	-	-	-	-	-	12,000,000
	Srinivas Sagar Desai	APEPD1297P	1,025,000	-	-	-	-	-	1,025,000	0.1259%	-	-	-	-	-	-	-	1,025,000
	Shilpa Ujjwal Desai	AAPHS2202B	1,001,200	-	-	-	-	-	1,001,200	0.1228%	-	-	-	-	-	-	-	1,001,200
	Aravind Venkateshram		-	-	-	-	-	-	-	-	-	-	-	-	-	-	-	-
	Bharat Chitambar		50,000	-	-	-	-	-	50,000	0.0061%	-	-	-	-	-	-	-	50,000
(b)	Central Government / State Government(s)		-	-	-	-	-	-	-	-	-	-	-	-	-	-	-	-
(c)	Financial Institutions / Banks		-	-	-	-	-	-	-	-	-	-	-	-	-	-	-	-
(d)	Any Other (Specify)		41,950,000	-	-	-	-	-	41,950,000	5.1533%	-	-	-	-	-	-	-	41,950,000
	Bond/Corporate		41,950,000	-	-	-	-	-	41,950,000	5.1533%	-	-	-	-	-	-	-	41,950,000
	Sure Investment Advisors LLP	ABWFS2786H	41,950,000	-	-	-	-	-	41,950,000	5.1533%	-	-	-	-	-	-	-	41,950,000
	Sub Total (A1)		306,385,690	-	-	-	-	-	306,385,690	37.6378%	-	-	-	-	-	-	-	306,385,690
2	Foreign Individuals (Non-Resident Individuals / Foreign Individuals)		-	-	-	-	-	-	-	-	-	-	-	-	-	-	-	-
(e)	Singal Prerna Parsh	AOPPS3528H	1,000,000	-	-	-	-	-	1,000,000	0.1228%	-	-	-	-	-	-	-	1,000,000
(f)	Government		1,000,000	-	-	-	-	-	1,000,000	0.1228%	-	-	-	-	-	-	-	1,000,000
(g)	Institutions		-	-	-	-	-	-	-	-	-	-	-	-	-	-	-	-
(d)	Foreign Portfolio Investor		-	-	-	-	-	-	-	-	-	-	-	-	-	-	-	-
(e)	Any Other (Specify)		-	-	-	-	-	-	-	-	-	-	-	-	-	-	-	-
	Sub Total (A2)		1,000,000	-	-	-	-	-	1,000,000	0.1228%	-	-	-	-	-	-	-	1,000,000
	Total Shareholding Of Promoter And Promoter Group (A1)+(A2)		307,385,690	-	-	-	-	-	307,385,690	37.7607%	-	-	-	-	-	-	-	307,385,690

Details of Shares which remain unclaimed may be given here along with details such as number of shareholders, outstanding shares held in demat/unclaimed suspense account, voting rights which are frozen etc.

Note:

(A1) PAN would not be displayed on website of Stock Exchange(s)
 (A2) The term 'Encumbrance' has the same meaning as assigned under regulation 28(1) of SEBI (Substantial Acquisition of Shares and Takeovers) Regulations, 2011.




Edelweiss Financial Services Limited
Table III - Statement showing shareholding pattern of the Public shareholder

Sl. No.	Category & Name of the Investor	PAN	No. of shareholders	No. of fully paid up equity shares held	No. of Partly paid-up equity shares held	No. of shares underlying Depository Receipts	Total nos. shares held (VII) = (IV)+(V)+(VI)	Shareholding % calculated as per SCRR, 1957 As a % of (A+B+C2)	Number of Voting Rights			No. of Shares Underlying convertible securities (including Warrants)	Shareholding, as a % assuming full conversion of convertible securities (as a percentage of diluted share capital)	Number of Locked in shares	Number of Shares pledged or otherwise encumbered	Number of equity shares held in dematerialized form
									No. of Voting Rights	Class	% of Total					
				(IV)	(V)	(VI)	(VII)	(VIII)	(IX)	(X)	(XI)	(XII)	(XIII)	(XIV)	(XV)	
1	Institutions															
(a)	Mutual Fund		9	10,544,574	-	-	10,544,574	1.2933%	10,544,574	-	-	1,2933%	-	-	-	10,544,574
(b)	Venture Capital Fund		-	-	-	-	-	-	-	-	-	-	-	-	-	-
(c)	Alternative Investment Funds		-	-	-	-	-	-	-	-	-	-	-	-	-	-
(d)	Foreign Venture Capital Investors		-	-	-	-	-	-	-	-	-	-	-	-	-	-
(e)	Foreign Institutional Investors		89	235,971,538	-	-	235,971,538	28.9978%	235,971,538	-	-	28.9978%	-	-	-	235,971,538
(f)	First Category Ventures		-	66,048,557	-	-	66,048,557	8.3584%	66,048,557	-	-	8.3584%	-	-	-	66,048,557
(g)	Mutual Funds		-	17,522,634	-	-	17,522,634	2.1481%	17,522,634	-	-	2.1481%	-	-	-	17,522,634
(h)	Private Bank Zurich AG		-	31,952,620	-	-	31,952,620	3.9525%	31,952,620	-	-	3.9525%	-	-	-	31,952,620
(i)	Other Financial Institutions		-	-	-	-	-	-	-	-	-	-	-	-	-	-
(j)	ACI Self India IV FI Holdings Limited		-	25,633,505	-	-	25,633,505	3.1489%	25,633,505	-	-	3.1489%	-	-	-	25,633,505
(k)	Fidelity Investment Trust		-	17,973,059	-	-	17,973,059	2.2073%	17,973,059	-	-	2.2073%	-	-	-	17,973,059
(l)	Fidelity Series Emerging Markets Fund		-	11,900,000	-	-	11,900,000	1.4633%	11,900,000	-	-	1.4633%	-	-	-	11,900,000
(m)	Armanis Holdings Private Limited		-	9,335,386	-	-	9,335,386	1.1492%	9,335,386	-	-	1.1492%	-	-	-	9,335,386
(n)	ADORA PTE LTD		-	9,031,495	-	-	9,031,495	1.1095%	9,031,495	-	-	1.1095%	-	-	-	9,031,495
(o)	Authority - Sebaco		-	358,492	-	-	358,492	0.0440%	358,492	-	-	0.0440%	-	-	-	358,492
(p)	Financial Institutions/Banks		6	-	-	-	-	-	-	-	-	-	-	-	-	-
(q)	Insurance Companies		-	-	-	-	-	-	-	-	-	-	-	-	-	-
(r)	Provident Funds/ Pension Funds		-	-	-	-	-	-	-	-	-	-	-	-	-	-
(s)	Govt. Schemes		104	246,874,604	-	-	246,874,604	30.3272%	246,874,604	-	-	30.3272%	-	-	-	246,874,604
(t)	Govt. Schemes/ Government/ President of State		-	-	-	-	-	-	-	-	-	-	-	-	-	-
Sub Total (B)(2)																



Details of the shareholders acting as persons in Concert including their Shareholding:
 (Kindly start filing data from Row No - 3)

Name of shareholder	Name of PAC	No. of shares	Holding %
PRIVATBANK IHAG ZURICH AG	BIH SA	14043180	1.7251
FIL INVESTMENTS(MAURITIUS)LTD	FIDELITY MANAGEMENT AND RESEARCH COMPANY A/C FIDELITY ADVISOR SERIES VIII - FIDELITY ADVISOR DIVERSIFIED INTERNATIONAL FUND	2655200	0.3262
	FIDELITY INVESTMENT TRUST FIDELITY EMERGING ASIA FUND	2273486	0.2793
	FIDELITY MANAGEMENT AND RESEARCH COMPANY A/C FIDELITY ADVISOR SERIES VIII FIDELITY ADVISOREMERGING ASIA FUND	582303	0.0715
	FIDELITY GROUP TRUST FOR EMPLOYEE BENEFIT PLANS FIDELITY DIVERSIFIED INTERNATIONAL COMMINGLED POOL	3344800	0.4109
	FIDELITY INVESTMENT TRUST FIDELITY EMERGING MARKETS DISCOVERY FUND	431938	0.0531
	FIDELITY INVESTMENT TRUST FIDELITY INTERNATIONAL SMALL CAP FUND	3634440	0.4465



Details of Shares which remain unclaimed may be given here along with details such as number of shareholders, outstanding shares held in demat/unclaimed suspense account, voting

(Kindly start filling data from Row No - 3)

No. of shareholders	No. of Shares
106	8490



Edelweiss Financial Services Limited
Table IV - Statement showing shareholding pattern of the Non Promoter- Non Public shareholder

Category of shareholders	Category & Name of shareholders	PAN	Nos. of sharehold- ers	No. of fully paid up equity shares held	No. of Partly paid-up equity shares held	No. of shares underlying Depository Receipts	Total nos. shares held	Shareholding no. of shares (calculated as per SCRR, 1957)	Number of Voting Rights held in each class of securities		No. of Shares Underlying Outstanding convertible securities (including Warrants)	Shareholding as a % assuming full conversion of convertible securities (as a percentage of diluted share capital)	Number of Locked in shares		Number of Shares pledged or otherwise	Number of equity shares held in dematerialised form
									No of Voting Rights	Total as a % of (A+B+C)			No. (a)	As a % of total Shares held(b)		
	(I)	(II)	(III)	(IV)	(V)	(VI)	(VII) = (IV)+(V)+(VI)	(VIII) As a % of (A+B+C2)	(IX)	(X)	(XI)= (VIII)/(X)	(XII)	(XIII)	(XIV)		
1	Custodian/DR Holder.		-	-	-	-	-	-	-	-	-	-	-	-	-	-
	Employee Benefit Trust (under SEBI (Share based Employee Benefit) Regulations, 2014)		-	-	-	-	-	-	-	-	-	-	-	-	-	-
2	Regulatory, 2014) EDLWESS EMPLOYEES WELFARE TRUST	AAATEL688G	2	44,896,780	-	-	44,896,780	5.5153%	44,896,780	5.5153%	-	5.5153%	-	-	-	44,896,780
	Total Non-Promoter- Non Public Shareholding (C)= (C1)+(C1/2)		2	37,595,270	-	-	37,595,270	4.6184%	37,595,270	4.6184%	-	4.6184%	-	-	-	37,595,270
				44,896,780	-	-	44,896,780	5.5153%	44,896,780	5.5153%	-	5.5153%	-	-	-	44,896,780

Note:
 (1) PAN would not be displayed on website of Stock Exchange(s).
 (2) The above format needs to disclose name of all holders holding more than 1% of total number of shares
 (3) W.r.t. the information pertaining to Depository Receipts, the same may be disclosed in the respective columns to the extent information available

