

EW/Sec/2017/371

April 20, 2017

BSE Limited
P J Towers, Dalal Street,
Fort, Mumbai – 400 001.

Dear Sir,

Ref.:- Scrip Code:- 532922


Sub.: Shareholding Pattern under Regulation 31 of SEBI (Listing Obligations and Disclosure Requirements) Regulations, 2015 for the quarter ended March 31, 2017


Pursuant to Regulation 31 of SEBI (Listing Obligations and Disclosure Requirements) Regulations, 2015, the Shareholding Pattern of the Company for the quarter ended March 31, 2017 is enclosed.

You are requested to take the above on record.

Thanking you,

For Edelweiss Financial Services Limited


B. Renganathan
Executive Vice President & Company Secretary

 Encl : as above

Shareholding Pattern under Regulation 31 of SEBI (Listing Obligations and Disclosure Requirements) Regulations, 2015

1	Name of Listed Entity: Edelweiss Financial Services Limited
2	Scrip Code/Name of Scrip/Class of Security: BSE - 532922, NSE - EDELWEISS, Edelweiss Financial Services Limited, Equity Shares
3	Share Holding Pattern Filled under: Reg. 31(1)(a)/Reg. 31(1)(b)/Reg.31(1)(c)
a.	If under 31(1)(b) then indicate the report for Quarter ending March 31, 2017
b.	If under 31(1)(c) then indicate date of allotment/extinguishment
4	Declaration: The Listed entity is required to submit the following declaration to the extent of submission of information:-

Particulars	Yes*	No*
1 Whether the Listed Entity has issued any partly paid up shares?		No
2 Whether the Listed Entity has issued any Convertible Securities or Warrants?		No
3 Whether the Listed Entity has any shares against which depository receipts are issued?		No
4 Whether the Listed Entity has any shares in locked-in?		No
5 Whether any shares held by promoters are pledge or otherwise encumbered?	Yes	

* If the Listed Entity selects the option 'No' for the questions above, the columns for the partly paid up shares, Outstanding Convertible Securities/Warrants, depository receipts, locked-in shares, No of shares pledged or otherwise encumbered by promoters, as applicable, shall not be displayed at the time of dissemination on the Stock Exchange website. Also wherever there is 'No' declared by Listed Entity in above table the values will be considered as 'Zero' by default on submission of the format of holding of specified securities.





Edelweiss Financial Services Limited															
Table 1 - Summary Statement holding of specified securities															
Category	Category of shareholder	Number of shareholders	No. of fully paid up equity shares held	No. of Partly paid-up equity shares held	No. of underlying Depository Receipts	Total nos. shares held	Shareholding no. of shares (calculated as per SCRR, 1957)	Number of Voting Rights held in each class of securities			No. of Shares Underlying Outstanding convertible securities (including Warrants)	Shareholding, as a % assuming full conversion of diluted securities (including Warrants)	Number of Locked in shares	Number of Shares pledged or otherwise encumbered	Number of equity shares held in dematerialised form
								No of Voting Rights	Class eg: Equity Shares	Total					
(i)	(ii)	(iii)	(iv)	(v)	(vi)	(vii) = (iv)+(v)+(vi)	(viii) As a % of (A+B+C2)	(ix)			(x)	(xi) = (vii)+(x)	(xii)	(xiii)	(xiv)
(A)	Promoter & Promoter Group	11	30,73,85,690	-	-	30,73,85,690	36.9201%	30,73,85,690	36.9201%	-	-	-	-	-	30,73,85,690
(B)	Public	1,12,880	48,02,86,619	-	-	48,02,86,619	57.6673%	48,02,86,619	57.6673%	-	-	-	-	-	47,94,36,499
(C)	Non-Promoter - Non Public	2	4,48,96,780	-	-	4,48,96,780	5.3926%	4,48,96,780	5.3926%	-	-	-	-	-	4,48,96,780
(C1)	Shares Underlying DRs	-	-	-	-	-	-	-	-	-	-	-	-	-	-
(C2)	Shares Held By Employee Trust	2	4,48,96,780	-	-	4,48,96,780	5.3926%	4,48,96,780	5.3926%	-	-	-	-	-	4,48,96,780
	Total	1,12,893	83,25,69,089	-	-	83,25,69,089	100.0000%	83,25,69,089	100.0000%	-	-	-	-	-	83,17,18,969

Edelweiss Financial Services Limited																		
Table II - Statement showing shareholding pattern of the Promoter and Promoter Group																		
Cage Category & Name of the Shareholders	PAN	(i)	(ii)	(iii)	(iv)	(v)	No. of shares held by Depositor / Receipts	Total nos. shares held (VI) = (IV)+(V)+(VII) As a % of (A+B+C)	Shareholding as a % of total no. of shares (calculated as per SCRR, 1957)	Number of Voting Rights held in each class of securities		No. of Underlying Securities (including Warrants)	Shareholding as a % assuming full conversion of convertible securities (As a % of (A+B+C))	Number of Locked in Shares (No. (e))	As a % of total Shares held (f)	Number of Shares pledged or otherwise encumbered (No. (g))	As a % of total Shares held (h)	Number of equity shares held in dematerialized form
										No. of Shares	Class: eg. Equity Shares							
1. Indian																		
(a) Individuals / Hindu Undivided Family																		
26,44,35,690		26,44,35,690	31.7614%	26,44,35,690	31.7614%	26,44,35,690	31.7614%	31.7614%	31.7614%	26,44,35,690	31.7614%	31.7614%	11,66,83,000	44.1233%	26,44,35,690	44.1233%	26,44,35,690	
14,53,01,730		14,53,01,730	17.6232%	14,53,01,730	17.6232%	14,53,01,730	17.6232%	17.6232%	17.6232%	14,53,01,730	17.6232%	17.6232%	7,00,00,000	46.1756%	14,53,01,730	46.1756%	14,53,01,730	
5,80,25,560		5,80,25,560	6.9826%	5,80,25,560	6.9826%	5,80,25,560	6.9826%	6.9826%	6.9826%	5,80,25,560	6.9826%	6.9826%	3,60,00,000	62.0466%	5,80,25,560	62.0466%	5,80,25,560	
3,50,31,200		3,50,31,200	4.3076%	3,50,31,200	4.3076%	3,50,31,200	4.3076%	4.3076%	4.3076%	3,50,31,200	4.3076%	4.3076%	1,06,83,000	30.6937%	3,50,31,200	30.6937%	3,50,31,200	
1,20,00,000		1,20,00,000	1.4413%	1,20,00,000	1.4413%	1,20,00,000	1.4413%	1.4413%	1.4413%	1,20,00,000	1.4413%	1.4413%	1,20,00,000	1.4413%	1,20,00,000	1.4413%	1,20,00,000	
10,25,000		10,25,000	0.1231%	10,25,000	0.1231%	10,25,000	0.1231%	0.1231%	0.1231%	10,25,000	0.1231%	0.1231%	10,25,000	0.1231%	10,25,000	0.1231%	10,25,000	
10,01,200		10,01,200	0.1203%	10,01,200	0.1203%	10,01,200	0.1203%	0.1203%	0.1203%	10,01,200	0.1203%	0.1203%	10,01,200	0.1203%	10,01,200	0.1203%	10,01,200	
50,000		50,000	0.0006%	50,000	0.0006%	50,000	0.0006%	0.0006%	0.0006%	50,000	0.0006%	0.0006%	50,000	0.0006%	50,000	0.0006%	50,000	
(b) Government / State Government(s)																		
4,19,50,000		4,19,50,000	5.0386%	4,19,50,000	5.0386%	4,19,50,000	5.0386%	5.0386%	5.0386%	4,19,50,000	5.0386%	5.0386%	32,00,000	7.6181%	4,19,50,000	7.6181%	4,19,50,000	
4,19,50,000		4,19,50,000	5.0386%	4,19,50,000	5.0386%	4,19,50,000	5.0386%	5.0386%	5.0386%	4,19,50,000	5.0386%	5.0386%	32,00,000	7.6181%	4,19,50,000	7.6181%	4,19,50,000	
3,87,50,000		3,87,50,000	4.6543%	3,87,50,000	4.6543%	3,87,50,000	4.6543%	4.6543%	4.6543%	3,87,50,000	4.6543%	4.6543%	32,00,000	7.6181%	3,87,50,000	7.6181%	3,87,50,000	
32,00,000		32,00,000	0.3844%	32,00,000	0.3844%	32,00,000	0.3844%	0.3844%	0.3844%	32,00,000	0.3844%	0.3844%	32,00,000	0.3844%	32,00,000	0.3844%	32,00,000	
30,63,85,690		30,63,85,690	36.8006%	30,63,85,690	36.8006%	30,63,85,690	36.8006%	36.8006%	36.8006%	30,63,85,690	36.8006%	36.8006%	32,00,000	0.3844%	30,63,85,690	36.8006%	30,63,85,690	
(c) Foreign Institutions / Banks / Non-Resident Individuals / Foreign																		
10,00,000		10,00,000	0.1201%	10,00,000	0.1201%	10,00,000	0.1201%	0.1201%	0.1201%	10,00,000	0.1201%	0.1201%	10,00,000	0.1201%	10,00,000	0.1201%	10,00,000	
10,00,000		10,00,000	0.1201%	10,00,000	0.1201%	10,00,000	0.1201%	0.1201%	0.1201%	10,00,000	0.1201%	0.1201%	10,00,000	0.1201%	10,00,000	0.1201%	10,00,000	
(d) Government																		
(e) Foreign Promoters / Investor																		
10,00,000		10,00,000	0.1201%	10,00,000	0.1201%	10,00,000	0.1201%	0.1201%	0.1201%	10,00,000	0.1201%	0.1201%	10,00,000	0.1201%	10,00,000	0.1201%	10,00,000	
10,00,000		10,00,000	0.1201%	10,00,000	0.1201%	10,00,000	0.1201%	0.1201%	0.1201%	10,00,000	0.1201%	0.1201%	10,00,000	0.1201%	10,00,000	0.1201%	10,00,000	
(f) Any Other (Specify)																		
10,00,000		10,00,000	0.1201%	10,00,000	0.1201%	10,00,000	0.1201%	0.1201%	0.1201%	10,00,000	0.1201%	0.1201%	10,00,000	0.1201%	10,00,000	0.1201%	10,00,000	
(g) Total Shareholding of Promoter And Promoter Group																		
30,73,85,690		30,73,85,690	36.8201%	30,73,85,690	36.8201%	30,73,85,690	36.8201%	36.8201%	36.8201%	30,73,85,690	36.8201%	36.8201%	32,00,000	0.3844%	30,73,85,690	36.8201%	30,73,85,690	

Details of Shares which remain unclaimed may be given here along with details such as number of shareholders, outstanding shares held in demat/undivided suspense account, voting rights which are frozen etc.

Note:
 (1) PAN would not be displayed on website of Stock Exchange(s)
 (2) The term 'Encumberance' has the same meaning as assigned under regulation 28(3) of SEBI (Substantial Acquisition of Shares and Takeovers) Regulations, 2011.



Details of Shares which remain unclaimed may be given here along with details such as number of shareholders, outstanding shares held in demat/unclaimed suspense account, voting rights which are frozen etc.
 (Kindly start filing data from Row No - 3)

No. of shareholders	No of Shares held
0	0





Edelweiss Financial Services Limited
Table III - Statement showing shareholding pattern of the Public shareholder.

Sl. No.	Category & Name of the Shareholders	PAN	Nos. of shareholders	No. of fully paid up equity shares held	No. of Partly paid-up equity shares held	No. of shares underlying Depository Receipts	Total nos. shares held	Shareholding % calculated as per SCRR, 1957 as a % of (A+B+C2)	Number of Voting Rights held in each class of securities			No. of Shares Underlying Outstanding convertible securities (including Warrants)	Shareholding, as a % assuming full conversion of convertible securities as a percentage of diluted share capital	No. (d)	As a % of total Shares held (b)	No. (e)	As a % of total Shares held (b)	Number of equity shares held in dematerialised form	
									No. of Voting Rights	Class eq: V	Total								
(i)	(ii)	(iii)	(iv)	(v)	(vi)	(vii) = (v) + (vi)	(viii) = (vii) + (viii)	(ix) = (viii) + (ix)	(x)	(xi)	(xii)	(xiii)	(xiv)	(xv)					
1	Institutions																		
(a)	Mutual Fund		16	1,67,25,407	-	-	1,67,25,407	2.0085%				2.0085%						1,67,25,407	
(b)	Venture Capital Funds		-	-	-	-	-	-				-						-	
(c)	Alternate Investment Funds Investors		-	-	-	-	-	-				-						-	
(d)	Foreign Venture Capital Investors/Foreign Institutional Investors		175	23,83,91,762	-	-	23,83,91,762	28.6333%				28.6333%						23,83,91,762	
(e)	Investors																		
	Shri India VPI Holdings Limited	AAPCS82278		2,06,33,505	-	-	2,06,33,505	2.4783%				2.4783%						2,06,33,505	
	Bank of India Finance Corporation Ltd	BAICFI16841		1,79,02,620	-	-	1,79,02,620	2.1503%				2.1503%						1,79,02,620	
	Bank of Maharashtra Finance Corporation Ltd	BAICM03458		1,33,00,000	-	-	1,33,00,000	1.5975%				1.5975%						1,33,00,000	
	Government Pension Fund - Norway	BAICCH1454E		1,28,03,436	-	-	1,28,03,436	1.5376%				1.5376%						1,28,03,436	
	Access Holdings Private Limited	BAKCA7737L		1,19,00,000	-	-	1,19,00,000	1.4293%				1.4293%						1,19,00,000	
	Fidelity Investment Trust - Fidelity Series Emerging Markets Fund	BAATF2831A		1,12,88,385	-	-	1,12,88,385	1.3598%				1.3598%						1,12,88,385	
	Morgan Stanley Mauritius	BAACM0527G		1,04,50,601	-	-	1,04,50,601	1.2552%				1.2552%						1,04,50,601	
	Ashtora PTE Ltd	BAKCA5985C		1,03,23,114	-	-	1,03,23,114	1.2393%				1.2393%						1,03,23,114	
(f)	Financial Institutions / Banks Insurance Companies		5	6,96,348	-	-	6,96,348	0.0836%				0.0836%						6,96,348	
(g)	Provident Funds / Pension Funds		-	-	-	-	-	-				-						-	
(h)	Any Other (Specify)		-	-	-	-	-	-				-						-	
(i)	Sub Total (B1)		196	25,58,13,517	-	-	25,58,13,517	30.7259%				30.7259%						25,58,13,517	
(j)	Central Government/ State Government/ President of India		-	-	-	-	-	-				-						-	
(k)	Sub Total (B2)		-	-	-	-	-	-				-						-	



3	Non-institutions		4,80,00,229	5.7551%	4,80,00,229	5.7551%	4,80,00,229	5.7551%	4,80,00,229	5.7551%	4,80,00,229	5.7551%	4,80,00,229	5.7551%	4,80,00,229	5.7551%	4,80,00,229	5.7551%		
(a)	Individuals		1,04,936		1,04,936		1,04,936		1,04,936		1,04,936		1,04,936		1,04,936		1,04,936		1,04,936	
	i. Individual shareholders holding nominal share capital up to Rs. 2 Lakhs.																			
	ii. Individual shareholders holding nominal share capital in excess of Rs. 2 Lakhs.		83		83		83		83		83		83		83		83		83	
	Deepthi Mittal	AHPPN1419R	1,34,61,300	1.6168%	1,34,61,300	1.6168%	1,34,61,300	1.6168%	1,34,61,300	1.6168%	1,34,61,300	1.6168%	1,34,61,300	1.6168%	1,34,61,300	1.6168%	1,34,61,300	1.6168%	1,34,61,300	1.6168%
	Jhunjhunwala Rakesh	AACTP94493A	90,00,000	1.0810%	90,00,000	1.0810%	90,00,000	1.0810%	90,00,000	1.0810%	90,00,000	1.0810%	90,00,000	1.0810%	90,00,000	1.0810%	90,00,000	1.0810%	90,00,000	1.0810%
	Rajeshwari																			
	Nyresh Lakshminarayanan	AAI0X3518	96,74,220	1.1620%	96,74,220	1.1620%	96,74,220	1.1620%	96,74,220	1.1620%	96,74,220	1.1620%	96,74,220	1.1620%	96,74,220	1.1620%	96,74,220	1.1620%	96,74,220	1.1620%
	Pray C. Kulkarni	AAO766446F	1,05,07,310	1.2620%	1,05,07,310	1.2620%	1,05,07,310	1.2620%	1,05,07,310	1.2620%	1,05,07,310	1.2620%	1,05,07,310	1.2620%	1,05,07,310	1.2620%	1,05,07,310	1.2620%	1,05,07,310	1.2620%
(b)	MFPI registrars with BI																			
(c)	Employee trusts																			
	Overseas Depositories (holding DRs)																			
(d)	(Overseas shares)																			
(e)	Any Other (Specify)		7,28,53,187	8.7504%	7,28,53,187	8.7504%	7,28,53,187	8.7504%	7,28,53,187	8.7504%	7,28,53,187	8.7504%	7,28,53,187	8.7504%	7,28,53,187	8.7504%	7,28,53,187	8.7504%	7,28,53,187	8.7504%
	Foreign Nationals		209	0.0000%	209	0.0000%	209	0.0000%	209	0.0000%	209	0.0000%	209	0.0000%	209	0.0000%	209	0.0000%	209	0.0000%
	Hindu Undivided Family		22,64,484	0.2720%	22,64,484	0.2720%	22,64,484	0.2720%	22,64,484	0.2720%	22,64,484	0.2720%	22,64,484	0.2720%	22,64,484	0.2720%	22,64,484	0.2720%	22,64,484	0.2720%
	Foreign Companies		1,53,40,005	1.8425%	1,53,40,005	1.8425%	1,53,40,005	1.8425%	1,53,40,005	1.8425%	1,53,40,005	1.8425%	1,53,40,005	1.8425%	1,53,40,005	1.8425%	1,53,40,005	1.8425%	1,53,40,005	1.8425%
	BVSLA	AAOCB9345B	1,40,43,180	1.6887%	1,40,43,180	1.6887%	1,40,43,180	1.6887%	1,40,43,180	1.6887%	1,40,43,180	1.6887%	1,40,43,180	1.6887%	1,40,43,180	1.6887%	1,40,43,180	1.6887%	1,40,43,180	1.6887%
	Non Resident Indians (Non Repat)		15,85,064	0.1904%	15,85,064	0.1904%	15,85,064	0.1904%	15,85,064	0.1904%	15,85,064	0.1904%	15,85,064	0.1904%	15,85,064	0.1904%	15,85,064	0.1904%	15,85,064	0.1904%
	Non Resident Indians (Repatriate)		65,55,727	0.7874%	65,55,727	0.7874%	65,55,727	0.7874%	65,55,727	0.7874%	65,55,727	0.7874%	65,55,727	0.7874%	65,55,727	0.7874%	65,55,727	0.7874%	65,55,727	0.7874%
	Foreign Portfolio Investor (Individual)		46,300	0.0056%	46,300	0.0056%	46,300	0.0056%	46,300	0.0056%	46,300	0.0056%	46,300	0.0056%	46,300	0.0056%	46,300	0.0056%	46,300	0.0056%
	Family		20,52,379	0.2465%	20,52,379	0.2465%	20,52,379	0.2465%	20,52,379	0.2465%	20,52,379	0.2465%	20,52,379	0.2465%	20,52,379	0.2465%	20,52,379	0.2465%	20,52,379	0.2465%
	Clearing Member		2,14,18,418	2.5726%	2,14,18,418	2.5726%	2,14,18,418	2.5726%	2,14,18,418	2.5726%	2,14,18,418	2.5726%	2,14,18,418	2.5726%	2,14,18,418	2.5726%	2,14,18,418	2.5726%	2,14,18,418	2.5726%
	Brokers/Corporate		2,25,60,560	2.7098%	2,25,60,560	2.7098%	2,25,60,560	2.7098%	2,25,60,560	2.7098%	2,25,60,560	2.7098%	2,25,60,560	2.7098%	2,25,60,560	2.7098%	2,25,60,560	2.7098%	2,25,60,560	2.7098%
	Directors		1,23,16,380	1.4793%	1,23,16,380	1.4793%	1,23,16,380	1.4793%	1,23,16,380	1.4793%	1,23,16,380	1.4793%	1,23,16,380	1.4793%	1,23,16,380	1.4793%	1,23,16,380	1.4793%	1,23,16,380	1.4793%
	Rajar Harchand Panjwani	AAVPP4060H	1,23,16,380	1.4793%	1,23,16,380	1.4793%	1,23,16,380	1.4793%	1,23,16,380	1.4793%	1,23,16,380	1.4793%	1,23,16,380	1.4793%	1,23,16,380	1.4793%	1,23,16,380	1.4793%	1,23,16,380	1.4793%
	Sub Total (9)(i)		22,44,73,102	26.9615%	22,44,73,102	26.9615%	22,44,73,102	26.9615%	22,44,73,102	26.9615%	22,44,73,102	26.9615%	22,44,73,102	26.9615%	22,44,73,102	26.9615%	22,44,73,102	26.9615%	22,44,73,102	26.9615%
	Total Public Shareholding (9)= (9)(i)+(9)(ii)+(9)(iii)		48,02,86,619	57.6873%	48,02,86,619	57.6873%	48,02,86,619	57.6873%	48,02,86,619	57.6873%	48,02,86,619	57.6873%	48,02,86,619	57.6873%	48,02,86,619	57.6873%	48,02,86,619	57.6873%	48,02,86,619	57.6873%

Details of the shareholders acting as persons in Concert including their Shareholding (No. and %):

Details of Shares which remain unclaimed may be given here along with details such as number of shareholders, outstanding shares held in demat/unclaimed suspense account, voting rights which are frozen etc.

Note:


- (1) PAN would not be displayed on website of Stock Exchange(s).
- (2) The above format needs to be disclosed along with the name of following persons/institutions/non-institutions holding more than 1% of total number of shares.
- (3) W.r.t. the information pertaining to Depository Receipts, the same may be disclosed in the respective columns to the extent information available and the balances to be disclosed as held by custodian.

Details of the shareholders acting as persons in Concert including their Shareholding:
 (Kindly start filing data from Row No - 3)

Name of shareholder	Name of PAC	No. of shares	Holding %
BIH SA		27343180	3.28
	PRIVATBANK IHAG ZURICH AG	17902620	2.15



Details of Shares which remain unclaimed may be given here along with details such as number of shareholders, outstanding shares held in demat/unclaimed suspense account, voting (Kindly start filing data from Row No - 3)	
No. of shareholders	No. of Shares
97	7770





Edelweiss Financial Services Limited																
Table IV - Statement showing shareholding pattern of the Non Promoter- Non Public shareholder																
Cate- gory	Share- holders	PAN	Nos. of shareho- lders	No. of fully paid up equity shares held	No. of Partly paid-up equity shares held	No. of shares underlying Depository Receipts	Total nos. shares held	Shareholding as a % of total no. of shares (calculated as per SCRR, 1957)	Number of Voting Rights held in each class of securities			No. of Shares Underlying Outstanding convertible securities (including Warrants)	Shareholding as a % assuming full conversion of convertible securities (as a percentage of diluted share capital)	Number of Locked In shares	Number of Shares pledged or otherwise	Number of equity shares held in dematerialised form
									No of Voting Rights	Class eg: Equity Shares	Total					
(i)	(ii)	(iii)	(iv)	(v)	(vi)	(vii) = (iv)+(v)+(vi)	(viii) As a % of (A+B+C2)	(ix)	(x)	(xi)	(xii)	(xiii)	(xiv)	(xv)	(xvi)	(xvii)
1	Controlling/DIR Holder															
	Employee Benefit Trust (under SEBI (Share based Employee Benefit) Regulations, 2014)															
2	EDELWEISS EMPLOYEES WELFARE TRUST	AAATE1688G	2	4,48,95,780	-	-	4,48,95,780	5.3926%	4,48,95,780	5.3926%	-	5.3926%	-	-	-	4,48,95,780
	Total Non-Promoter, Non Public Shareholding (C)= (C1)+(C2)		2	3,75,95,270	-	-	3,75,95,270	4.5156%	3,75,95,270	4.5156%	-	4.5156%	-	-	-	3,75,95,270
				4,48,95,780	-	-	4,48,95,780	5.3926%	4,48,95,780	5.3926%	-	5.3926%	-	-	-	4,48,95,780

Note:

(1) PAN would not be displayed on website of Stock Exchange(s).

(2) The above format needs to disclose name of all holders holding more than 1% of total number of shares

(3) W.r.t. the information pertaining to Depository Receipts, the same may be disclosed in the respective columns to the extent information available