

Ref No.: EW/Sec/2016/277

January 21, 2016

BSE Limited
P J Towers, Dalal Street,
Fort, Mumbai - 400 001.

Dear Sir,

Ref.:- Scrip Code:- 532922


Sub.: Shareholding Pattern under Regulation 31 of SEBI (Listing Obligations and Disclosure Requirements) Regulations, 2015 for the quarter ended December 31, 2015

Pursuant to Regulation 31 of SEBI (Listing Obligations and Disclosure Requirements) Regulations, 2015, the Shareholding Pattern of the Company for the quarter ended December 31, 2015 is enclosed.

You are requested to take the above on record.

Thanking you,

For Edelweiss Financial Services Limited


B. Renganathan
Executive Vice President & Company Secretary


Encl : as above

Shareholding Pattern under Regulation 31 of SEBI (Listing Obligations and Disclosure Requirements) Regulations, 2015

1	Name of Listed Entity: Edelweiss Financial Services Limited
2	Scrip Code/Name of Scrip/Class of Security: BSE - 532922, NSE - EDELWEISS, Edelweiss Financial Services Limited, Equity Shares
3	Share Holding Pattern Filed under: Reg. 31(1)(a)/Reg. 31(1)(b)/Reg. 31(1)(c)
	a. <input type="checkbox"/> If under 31(1)(b) then indicate the report for Quarter ending December 31, 2015
	b. <input type="checkbox"/> If under 31(1)(c) then indicate date of allotment/extinguishment
4	Declaration: The Listed entity is required to submit the following declaration to the extent of submission of information:-

Particulars	Yes*	No*
1 Whether the Listed Entity has issued any partly paid up shares?		No
2 Whether the Listed Entity has issued any Convertible Securities or Warrants?		No
3 Whether the Listed Entity has any shares against which depository receipts are issued?		No
4 Whether the Listed Entity has any shares in locked-in?		No
5 Whether any shares held by promoters are pledge or otherwise encumbered?	Yes	

* If the Listed Entity selects the option 'No' for the questions above, the columns for the partly paid up shares, Outstanding Convertible Securities/Warrants, depository receipts, locked-in shares, No of shares pledged or otherwise encumbered by promoters, as applicable, shall not be displayed at the time of dissemination on the Stock Exchange website. Also wherever there is 'No' declared by Listed Entity in above table the values will be considered as 'Zero' by default on submission of the format of holding of specified securities.



Edelweiss Financial Services Limited
Table I - Summary Statement holding of specified securities

Category	Category of shareholder	Number of shareholdings	No. of fully paid up equity shares held	No. of Partly paid up equity shares held	No. of shares underlying Depository Receipts	Total nos. shares held	Shareholding as a % of total no. of shares (calculated as per SCRR, 1957)	Number of Voting Rights held in each class of securities		No. of Shares Underlying Outstanding convertible securities as a percentage of diluted share warrants	Number of Locked In shares		Number of Shares pledged or otherwise encumbered	Number of equity shares held in dematerialised form	
								No of Voting Rights	Total as a % of (A+B+C)		No. (a)	As a % of total Shares held(b)			No. (a)
(i)	(ii)	(iii)	(iv)	(v)	(vi)	(vii) = (iv)+(v)+(vi)	(viii) As a % of (A+B+C2)	(ix)		(x)	(xi)	(xiii)	(xiv)		
(A)	Promoter & Promoter Group	10	307385690	0	0	307385690	37.8130	0	0	0	0	0.0000	147683000	48.0448	307385690
(B)	Public	123573	460676823	0	0	460676823	56.6641	0	0	0	0	0.0000	0	0	459842653
(C)	Non Promoter - Non Public	2	44896780	0	0	44896780	5.5229	0	0	0	0	0.0000	0	0	44896780
(C1)	Shares Underlying DRs	0	0	0	0	0	0.0000	0	0	0	0	0.0000	0	0	0
(C2)	Shares Held By Employee Trust	2	44896780	0	0	44896780	5.5229	0	0	0	0	0.0000	0	0	44896780
	Total	123585	812909293	0	0	812909293	100.00	0	0	0	0	0.0000	147683000	18.1672	812125123






Table II - Statement showing shareholding pattern of the Promoter and Promoter Group

Category	PAN	Nos. of shareholders	No. of fully paid up equity shares held	Partly paid-up equity shares held	No. of shares under lying Depository Receipts	Total nos. shares held	Shareholding as a % of total no. of shares (calculated as per SCRR, 1957)	Number of Voting Rights held in each class of securities			No. of Shares Underlying Outstanding convertible securities (including Warrants)	Shareholding, as a % assuming full conversion of convertible securities (as a percentage of diluted share capital)	Number of Shares pledged or otherwise encumbered		Number of equity shares held in dematerialised form		
								No. of Voting Rights	Class	Total			No. (a)	As a % of total Shares held(b)			
(i)	(ii)	(iii)	(iv)	(v)	(vi)	(vii) = (iv)+(v)+(vi)	(viii) As a % of (A+B+C2)	(ix)			(x)	(xi) = (vii)+(x) As a % of (A+B+C2)	(xii)	(xiii)	(xiv)		
1	Indian																
(a)	Individuals / Hindu Undivided Family	8	264435690	0	0	264435690	32.5295	0	0	0	0	0.0000	0	0.0000	136683000	51.6886	264435690
	Ramesh Chandrakant Shah		145301730	0	0	145301730	17.8743	0	0	0	0	0.0000	0	0.0000	900000000	61.9401	145301730
	Venkat Ramaswamy		58026560	0	0	58026560	7.1881	0	0	0	0	0.0000	0	0.0000	36000000	62.0406	58026560
	Vidya Rashesh Shah		35031200	0	0	35031200	4.3094	0	0	0	0	0.0000	0	0.0000	10663000	30.4957	35031200
	Aparna T.C.		12000000	0	0	12000000	1.4762	0	0	0	0	0.0000	0	0.0000	0	0.0000	12000000
	Kavya Arakoni Venkat		10250000	0	0	10250000	1.2651	0	0	0	0	0.0000	0	0.0000	0	0.0000	10250000
	Shilpa Sripath Desai		1001200	0	0	1001200	0.1232	0	0	0	0	0.0000	0	0.0000	0	0.0000	1001200
	Arakoni Venkatchalam Ramaswamy		50000	0	0	50000	0.0062	0	0	0	0	0.0000	0	0.0000	0	0.0000	50000
(b)	Central Government / State Government(s)	0	0	0	0	0	0.0000	0	0	0	0	0.0000	0	0.0000	0	0.0000	0
(c)	Financial Institutions / Banks	0	0	0	0	0	0.0000	0	0	0	0	0.0000	0	0.0000	0	0.0000	0
(d)	Any Other (Specify)	1	41950000	0	0	41950000	5.1605	0	0	0	0	0.0000	0	0.0000	11000000	26.2217	41950000
	Bodies Corporate	1	41950000	0	0	41950000	5.1605	0	0	0	0	0.0000	0	0.0000	11000000	26.2217	41950000
	Spira Investment Advisors Lip		41950000	0	0	41950000	5.1605	0	0	0	0	0.0000	0	0.0000	11000000	26.2217	41950000
	Sub Total (A1)	9	306385690	0	0	306385690	37.6900	0	0	0	0	0.0000	0	0.0000	147683000	48.2017	306385690
2	Foreign																
(a)	Individuals (Non-Resident Individuals / Foreign Individuals)	1	1000000	0	0	1000000	0.1230	0	0	0	0	0.0000	0	0.0000	0	0.0000	1000000
	Sajal Premal Parekh		1000000	0	0	1000000	0.1230	0	0	0	0	0.0000	0	0.0000	0	0.0000	1000000
(b)	Government	0	0	0	0	0	0.0000	0	0	0	0	0.0000	0	0.0000	0	0.0000	0
(c)	Institutions	0	0	0	0	0	0.0000	0	0	0	0	0.0000	0	0.0000	0	0.0000	0
(d)	Foreign Portfolio Investor	0	0	0	0	0	0.0000	0	0	0	0	0.0000	0	0.0000	0	0.0000	0
(e)	Any Other (Specify)	0	0	0	0	0	0.0000	0	0	0	0	0.0000	0	0.0000	0	0.0000	0
	Sub Total (A2)	1	1000000	0	0	1000000	0.1230	0	0	0	0	0.0000	0	0.0000	0	0.0000	1000000
	Total Shareholding Of Promoter And Promoter Group (A) = (A1)+(A2)	10	307385690	0	0	307385690	37.8130	0	0	0	0	0.0000	0	0.0000	147683000	48.0449	307385690

Details of Shares which remain unclaimed may be given hear along with details such as number of shareholders, outstanding shares held in demat/unclaimed suspense account, voting rights which are frozen etc.

Note:


(1) PAN would not be displayed on website of Stock Exchanges

(2) The term 'Promoter' has the same meaning as assigned under regulation 28(3) of SEBI (Substantial Acquisition of Shares and Takeovers) Regulations, 2011.




Details of Shares which remain unclaimed may be given here along with details such as number of shareholders, outstanding shares held in demat/unclaimed suspense account, voting rights which are frozen etc.
(Kindly start filing data from Row No - 3)

No. of shareholders	No of Shares held
0	0



Edelweiss Financial Services Limited
Table III - Statement showing shareholding pattern of the Public shareholder

Category	Category & Name of the shareholders	PAN	Nos. of shareholders	No. of fully paid up equity shares held	No. of Partly paid-up equity shares held	No. of underlying Depository Receipts	Total nos. shares held (VI)	Shareholding % calculated as per SCRR, 1957 As a % of (A+B+C2)	Number of Voting Rights held in each class of securities		No. of Shares Underlying Outstanding convertible securities (as a percentage of diluted share capital)	Number of Locked in shares		Number of Shares pledged or otherwise	Number of equity shares held in dematerialised form
									No of Voting Rights	Class eg: X		Class eg: Y	Total		
(a)	(i)	(ii)	(iii)	(iv)	(v)	(vi)	(vii) = (iv)+(v)+(vi)	(viii) As a % of (A+B+C2)	(ix)	(x)	(xi) = (vii)+(x) As a % of (A+B+C2)	(xii)	(xiii)	(xiv)	
1	Institutions														
(a)	Mutual Fund		10	10869598	0	0	10869598	1.371	0	0	0.0000	0	0.0000	0	10869598
(b)	Venture Capital Funds		0	0	0	0	0	0.0000	0	0	0.0000	0	0.0000	0	0
(c)	Alternate Investment Funds		0	0	0	0	0	0.0000	0	0	0.0000	0	0.0000	0	0
(d)	Foreign Venture Capital Investors		0	0	0	0	0	0.0000	0	0	0.0000	0	0.0000	0	0
(e)	Foreign Portfolio Investor		24	86375205	0	0	86375205	10.6254	0	0	0.0000	0	0.0000	0	86375205
(f)	First Carlie Ventures Mauritius	AAACF9546P	6	68048557	0	0	68048557	8.3710	0	0	0.0000	0	0.0000	0	68048557
(g)	Financial Institutions / Banks		0	447436	0	0	447436	0.0550	0	0	0.0000	0	0.0000	0	447436
(h)	Insurance Companies		0	0	0	0	0	0.0000	0	0	0.0000	0	0.0000	0	0
(i)	Provident Funds / Pension Funds		0	0	0	0	0	0.0000	0	0	0.0000	0	0.0000	0	0
(j)	Any Other (Specify)		62	144399372	0	0	144399372	17.7633	0	0	0.0000	0	0.0000	0	144399372
(k)	Foreign Institutional Investors		62	144399372	0	0	144399372	17.7633	0	0	0.0000	0	0.0000	0	144399372
(l)	Privatebank Inag Zurich AG	AAECP1684I	0	31952620	0	0	31952620	3.9307	0	0	0.0000	0	0.0000	0	31952620
(m)	Self Advisors Mauritius Limited A/C Self		0	25633505	0	0	25633505	3.1533	0	0	0.0000	0	0.0000	0	25633505
(n)	India IV FI Holdings Limited	AAAPCS8227B	0	17946400	0	0	17946400	2.2077	0	0	0.0000	0	0.0000	0	17946400
(o)	Fidelity Investment Trust Fidelity Series Emerging Markets Fund	AAATF2631A	0	14190821	0	0	14190821	1.7457	0	0	0.0000	0	0.0000	0	14190821
(p)	FI Investments(Mauritius)ltd	AAACF8751A	0	11900000	0	0	11900000	1.4639	0	0	0.0000	0	0.0000	0	11900000
(q)	Amansa Holdings Private Limited	AAKCA7237L	0	9031495	0	0	9031495	1.1110	0	0	0.0000	0	0.0000	0	9031495
(r)	Abu Dhabi Investment Authority - Behave	AAACA4380N	102	242091611	0	0	242091611	29.7809	0	0	0.0000	0	0.0000	0	242091611
(s)	Sub Total (B)(1)		0	0	0	0	0	0.0000	0	0	0.0000	0	0.0000	0	0
(t)	Central Government/ State Government(s)/ President of India		0	0	0	0	0	0.0000	0	0	0.0000	0	0.0000	0	0
(u)	Sub Total (B)(2)		0	0	0	0	0	0.0000	0	0	0.0000	0	0.0000	0	0
(v)	Non-Institutions		0	0	0	0	0	0.0000	0	0	0.0000	0	0.0000	0	0
(w)	Individuals		0	0	0	0	0	0.0000	0	0	0.0000	0	0.0000	0	0




Edelweiss Financial Services Limited

Corporate Identity Number : L99999MH1995PLC094641


Registered Office : Edelweiss House, Off CST Road, Kalina, Mumbai 400098 ☎ +91 22 4009 4400 ☎ +91 22 4019 4890 www.edelweissfin.com

Details of the shareholders acting as persons in Concert including their Shareholding:
 (Kindly start filing data from Row No - 3)

Name of shareholder	Name of PAC	No. of shareholders	Holding %
PRIVATBANK IHAG ZURICH AG	BIH,SA	14043180	1.7275
FIL INVESTMENTS(MAURITIUS)LTD	FIDELITY MANAGEMENT AND RESEARCH COMPANY A/C FIDELITY ADVISOR SERIES VIII - FIDELITY ADVISOR DIVERSIFIED INTERNATIONAL FUND	2655200	0.3266
	FIDELITY INVESTMENT TRUST FIDELITY EMERGING ASIA FUND	1859207	0.2287
	FIDELITY MANAGEMENT AND RESEARCH COMPANY A/C FIDELITY ADVISOR SERIES VIII FIDELITY ADVISOREMERGING ASIA FUND	525264	0.0646
	FIDELITY GROUP TRUST FOR EMPLOYEE BENEFIT PLANS FIDELITY DIVERSIFIED INTERNATIONAL COMMINGLED POOL	3344800	0.4115
	FIDELITY INVESTMENT TRUST FIDELITY EMERGING MARKETS DISCOVERY FUND	827000	0.1017
	FIDELITY INVESTMENT TRUST FIDELITY INTERNATIONAL SMALL CAP FUND	3486519	0.4289



Details of Shares which remain unclaimed may be given here along with details such as number of shareholders, outstanding shares held in demat/unclaimed suspense account, voting (Kindly start filing data from Row No - 3)	
No. of shareholders	No. of Shares
106	8490



Edelweiss Financial Services Limited
Table IV - Statement showing shareholding pattern of the Non Promoter- Non Public shareholder

Category	Category & Name of shareholders	PAN	Nos. of shareholders	No. of fully paid up equity shares held	No. of Partly paid-up equity shares held	No. of shares underlying Depository Receipts	Total nos. shares held	Shareholding as a % of total no. of shares (calculated as per SCRR, 1957)	Number of Voting Rights held in each class of securities			Shareholding as a % assuming full conversion of convertible securities (as a percentage of diluted share capital)	Number of Locked in shares		Number of Shares pledged or otherwise encumbered	Number of equity shares held in dematerialised form
									No of Voting Rights: Total as a % of (A+B+C)				No. (a) As a % of total Shares held(b)	No. (b) As a % of total Shares held(b)		
									Class eg: X	Class eg: Y	Total					
(i)	(ii)	(iii)	(iv)	(v)	(vi)	(vii) = (iv)+(v)+(vi)	(viii) As a % of (A+B+C2)	(ix)	(x)	(xi) = (vii)+(x) As a % of (A+B+C2)	(xii)	(xiii)	(xiv)			
1	Custodian/DR Holder Employee Benefit Trust (under SEBI (Share based Employee Benefit Regulations, 2014)		0	0	0	0	0	0.0000	0	0	0	0	0	0	0	0
2	EDELWEISS EMPLOYEES WELFARE TRUST		2	44896780	0	0	44896780	5.5229	0	0	0	0	0	0	0	44896780
	Total Non-Promoter- Non Public Shareholding (C)= (C1)+(C2)		2	37595270	0	0	37595270	4.6248	0	0	0	0	0	0	0	37595270
				44896780	0	0	44896780	5.5229	0	0	0	0	0	0	0	44896780

Note:

- (1) PAN would not be displayed on website of Stock Exchange(s).
- (2) The above format needs to disclose name of all holders holding more than 1% of total number of shares
- (3) W.r.t. the information pertaining to Depository Receipts, the same may be disclosed in the respective columns to the extent information available

